


WATER QUALITY INFORMATION

CONSUMER CONFIDENCE REPORT



ISSUED
JUNE 2014

SADDLE RIVER WATER UTILITY

Dear Customer,



We regularly test the water to be sure that your water meets the safety standards. All the test results are on file with the New Jersey Department of Environmental Protection (NJDEP), the agency that monitors and regulates drinking water quality in our state. The United States Environmental Protection Agency (EPA) and the NJDEP establish these regulations. They also require water suppliers to provide a Consumer Confidence Report (CCR) to customers on an annual basis.

This CCR provides important information about your drinking water. Please read it carefully and feel free to call the Borough of Saddle River at 201.327.2609 if you have any questions about your water or your water service. Or, you can call the EPA Safe Drinking Water Hotline at 800.426.4791. If you have specific questions about water as it relates to your personal health, we suggest that you contact your health care provider.

Sincerely,

A handwritten signature in black ink that reads "David Stanton". The signature is written in a cursive, flowing style.

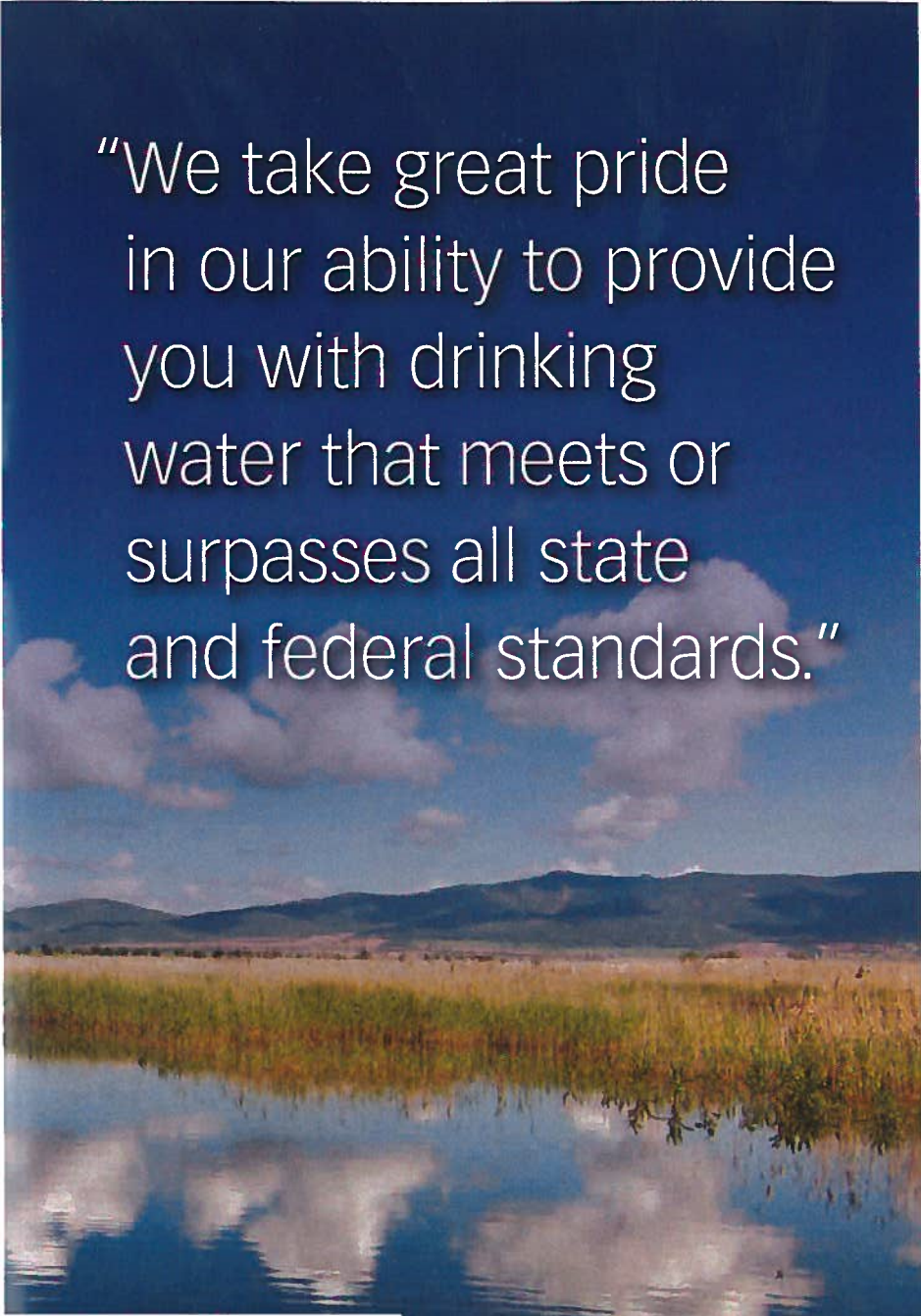
David Stanton

President, Regulated Segment
United Water

Who We Are

United Water is one of the nation's leading environmental companies, providing water and wastewater services to approximately 5.3 million people in the United States. In addition to owning and operating 16 water and wastewater utilities, United Water operates 84 municipal and industrial water and wastewater systems through innovative public-private partnerships and contract agreements. Founded in 1869, United Water is a subsidiary of SUEZ ENVIRONNEMENT.

United Water New Jersey provides an average of 112.74 million gallons of water per day to customers in the Bergen and Hudson Counties.



“We take great pride in our ability to provide you with drinking water that meets or surpasses all state and federal standards.”

UNITED WATER
NEW JERSEY

FACT

SIZE OF WATERSHED:
112 square miles

About Your Water Supply

Customers receive their water primarily from four United Water reservoirs. These sources are Oradell, Lake Tappan and Woodcliff Lake reservoirs in Bergen County, New Jersey and Lake DeForest reservoir in Rockland County, New York. The Oradell, Lake Tappan and Lake DeForest reservoirs are located on the upper or freshwater portion of the Hackensack River. Woodcliff Lake reservoir is located on the Pascack Brook. We also operate wells throughout our service territory which supplement our supply. In addition, we are partners with the North Jersey District Water Supply Commission in the Wanaque South Project. This is a regional network of pipelines, pumping stations and reservoirs that can provide up to 40 million gallons of water per day to our customers. To further ensure the safety of your water, we monitor it before, during and after the treatment process.

Where Does Your Water Come From?

United Water New Jersey customers receive their water from four reservoirs -- Oradell, Woodcliff Lake and Lake Tappan reservoirs in Bergen County, New Jersey, and Lake DeForest reservoir in Rockland County, New York. Together they hold about 14 billion gallons of water and cover nearly 6,000 acres.

Saddle River Water Utility

Saddle River Water Utility is a private utility that is based on a contract operation with United Water. This contract began on July 1998 and established that United Water would operate the system and be the sole water purveyor. Saddle River Water Utility serves approximately 110 customers.

Tap Water or Bottled Water?

Drinking water, including bottled water, may reasonably be expected to contain at least small amounts of some contaminants. The presence of contaminants does not necessarily indicate that the water poses a health risk. More information about contaminants and potential health effects can be obtained by calling the EPA Safe Drinking Water Hotline at 800.426.4791.

The sources of drinking water (for both tap and bottled water) include rivers, lakes, streams, ponds, reservoirs, springs and wells. As water travels over the surface of the land or through the ground, it dissolves naturally occurring minerals, and, in some cases, radioactive material, and can pick up substances resulting from the presence of animals or human activity. Contaminants that may be present in source water include:

- Microbial contaminants, such as viruses and bacteria, which may come from sewage treatment plants, septic systems, agricultural livestock operations, and wildlife.
- Inorganic contaminants, such as salts and metals, which can be naturally-occurring or result from urban stormwater runoff, industrial or domestic wastewater discharges, oil and gas production, mining or farming.

- Pesticides and herbicides, which may come from a variety of sources such as agriculture, urban stormwater runoff, and residential uses.
- Organic chemical contaminants, including synthetic and volatile organic chemicals, which are byproducts of industrial processes and petroleum production, and can also come from gas stations, urban stormwater runoff, and septic systems.
- Radioactive contaminants, which can be naturally-occurring or be the result of oil and gas production and mining activities.

In order to ensure that the water is safe to drink, the EPA prescribes regulations which limit the amount of certain contaminants in water provided by public water systems. Food and Drug Administration regulations establish limits for contaminants in bottled water which must provide the same protection for public health. So, what's the bottom line? If bottled and tap water meet the federal standards, they are both safe to drink. However, your tap water is substantially less expensive than bottled water.

SADDLE RIVER
WATER UTILITY

FACT

MILES OF MAINS: 19

The heart of our mission is providing water that is safe to drink and protecting the nation's waterways.

About the Treatment Process


At United Water, our goal is to provide you with drinking water that meets or surpasses all federal and state standards. Our water treatment plant in Haworth, New Jersey, uses ozone, a form of oxygen, to purify your water and high-rate dissolved air flotation (DAF) for sedimentation clarification. State-of-the-art DAF technology facilitates improved water quality, enhanced service reliability, reduced chemical and energy usage, and the protection of sensitive ecosystems. Water treated at the plant is also filtered and contains a small amount of chloramine — a combination of chlorine and ammonia — to help ensure the safety of your water. The water you receive from wells or interconnections with other water suppliers is purified with chlorine. To further ensure the safety of your water, we monitor it before, during and after the treatment process.

For example, we routinely test the water at the rivers, lakes, streams and wells that supply drinking water. We also sample and test treated water directly from the distribution system in each community we serve. As you can see, we are committed to providing you with top quality water.

Watershed Recreation Program

United Water's Watershed Recreation Program opens the door to a world of outdoor enjoyment. The program, which runs from April 1 through November 30, allows our customers to enjoy the wooded lands surrounding our reservoirs for fishing or bird watching. For a nominal application fee, your watershed recreation permit will give you access to four reservoirs - Oradell, Woodcliff Lake, and Lake Tappan in Bergen County, New Jersey and Lake DeForest in Rockland County, New York. Wheelchair accessible areas are located at our Woodcliff Lake and Lake Tappan reservoirs. For recorded information, please call our Watershed Recreation Hotline at 1.800.664.4552 Extension 3208. For an application, please visit www.unitedwater.com.





Sodium and Your Drinking Water

United Water routinely monitors the drinking water to ensure that it meets the standards set by United States Environmental Protection Agency (EPA) and the New Jersey Division of Environmental Protection (DEP). While the EPA does not have a maximum level for sodium in drinking water, the NJDEP has a recommended upper limit (RUL) of 50 parts per million (ppm).

2013 test results show that United Water exceeded the recommended upper limit for sodium. The highest running annual averages at the Haworth Water Treatment Plant and the Upper Saddle River wells were 63 ppm and 60 ppm, respectively, with a range of results of 36 ppm to 97 ppm. The highest running annual average at Wyandotte Well and High Mountain Well in Franklin Lakes System was 47 ppm and 86 ppm, respectively, with a range of results of 36 ppm to 86 ppm.

The first quarter of 2014 test results show that United Water exceeded the recommended upper limit for sodium. The highest running annual averages, for the first quarter of 2014, at the Haworth Water Treatment Plant and the Upper Saddle River wells were 76 ppm and 65 ppm, respectively, with a range of results of 64 ppm to 191 ppm.

According to the DEP, for healthy individuals, the sodium intake from water is not important because a much greater intake of sodium takes place from salt in the diet. However, elevated levels of sodium may be a concern for persons on a sodium restricted diet. If you have any concerns, please consult your health care provider.

Road salt run-off affecting our source water quality is the leading cause of elevated sodium levels in the drinking water supply. We are meeting with communities within our source water area to discuss options for minimizing use of and/or alternatives to road salt.

For more information, please call 1.800.422.5987.

State Water System ID#: 0238001
(Haworth Plant and Upper Saddle River Wells)

State Water System ID#: 0220001 (Franklin Lakes System)




Important Information

Please pass this information along to those who speak Spanish, Portuguese, Korean, Gujarati or Arabic:

- Este informe contiene información muy importante sobre su agua potable. Tradúzcalo ó hable con alguien que lo entienda bien.
- Este reporte contém informações importantes sobre a sua água de beber. Traduza-o ou fale com alguém que o compreenda.

- 아래에 부고는 귀하에게 드리는 식수에 대한 중요한 정보가 포함되어 있습니다. 번역을 하시거나 아니면 이 정보를 알고 이해하시는 전문가 또는 라카이를 비강합니다.
- આ અહેવાલમાં મહત્વની માહિતી આપણી પાસે છે. આ અહેવાલને અનુવાદ કરી અથવા તેને સમજાવી શકતા હોય તેવા લોકો સાથે આ વહેવાર કરવો જોઈએ.

- للعلومات في هذا التقرير تحتوي على معلومات مهمة عن مياه الشرب التي تشربها. من فضلك اذا لم تفهم هذه المعلومات اطلب من مترجمها لك.



Conservation Tips

Fresh, clean drinking water is a necessity so there is never enough to waste. Remember, a little effort and a little common sense will make a big difference. It is essential for us to take water saving steps now. We encourage our customers to use water wisely—even when supplies are abundant.

At United Water we offer the following conservation tips for saving water. Inside your home, never use your toilet as a wastebasket, take shorter showers or take a shallow bath instead of a shower. Turn off the tap while brushing your teeth or shaving; while waiting for hot water from the tap, catch the flow in a watering can and use it for watering house or garden plants. Keep a bottle of tap water in the refrigerator instead of running the faucet for cold water, wash vegetables and fruit in a basin and use a vegetable brush to remove dirt. Run your dishwasher and washing machine only when full. By following these tips, you can save hundreds of gallons of water a day.

Saving Water Makes Dollars & Sense

Use Water Wisely

Water is a precious natural resource and we encourage our customers to use it wisely. So stop pouring water – and money – down the drain. Our conservation program can help reduce your water use by up to 25 percent. It will also help you save money on your water and energy bills. The more you conserve, the more you save!

For more information, please visit:
www.uwconserve.com.

Aquariums and Your Water

While chlorine in the water is perfectly harmless to humans—it helps assure your water is safe—it's not good for your fish. Because we add chlorine to our water, you need to dechlorinate it before you add it to your aquarium. Your local pet store can tell you about the easy steps you should take to keep your fish safe and healthy.

SADDLE RIVER
WATER UTILITY
FACT

NUMBER OF HYDRANTS: **134**



Lead And Your Drinking Water

If present, elevated levels of lead can cause serious health problems, especially for pregnant women and young children. Your water is lead free when it leaves our treatment plant. Lead in drinking water is primarily from materials and components associated with service lines and home plumbing. Saddle River Water Utility is responsible for providing high quality drinking water, but cannot control the variety of materials used in plumbing components. When your water has been sitting for several hours, you can minimize the potential for lead exposure by flushing your tap for 30 second to 2 minutes before using water for drinking and cooking. If you are concerned about lead in your water, you may wish to have your water tested. Information on lead in drinking water, testing methods, and steps you can take to minimize exposure is available from the Safe Drinking Water hotline or at <http://www.epa.gov/safewater/lead>.

Waiver Information

The Safe Drinking Water Act (SDWA) regulations allow monitoring waivers to reduce or eliminate the monitoring requirements for asbestos, volatile organic chemicals (VOCs) and synthetic organic chemicals (SOCs). Our system received monitoring waivers for SOCs. We have a synthetic organic chemical (SOC) waiver because we are not vulnerable to this type of contamination.



Source Water Assessment Program

The New Jersey Department of Environmental Protection (NJDEP) has completed and issued the Source Water Assessment Report and Summary for this public water system, which is available at <http://www.state.nj.us/dep/swap> or by contacting the NJDEP, Bureau of Safe Drinking Water at 609.292.5550.

Saddle River Water Utility obtains its drinking water entirely from United Water New Jersey; therefore, susceptibility ratings for each individual source for each of the contaminant categories are not available for this system. For susceptibility ratings of purchased water, refer to the specific water system's source water assessment report found at the above web site address. United Water New Jersey's Public Water Supply System Identification Number (PWID) is 0238001. NJDEP considered all surface water highly susceptible to pathogens, therefore all intakes received a high rating for the pathogen category. For the purpose of the Source Water Assessment Program, radionuclides are more of a concern for ground water than surface water. As a result, surface water intakes' susceptibility to radionuclides was not determined and they all received a low rating. **If a system is rated highly susceptible for a contaminant category, it does not mean a customer is or will be consuming contaminated drinking water. The rating reflects the potential for contamination of source water, not the existence of contamination.** Public water systems are required to monitor for regulated contaminants and to install treatment if any contaminants are detected at frequencies and concentrations above allowable levels. As a result of the assessments, NJDEP may customize (change existing) monitoring schedules based on the susceptibility ratings.

If you have questions regarding the source water assessment report or summary please contact the Bureau of Safe Drinking Water at watersupply@dep.state.nj.us or 609.292.5550.

Susceptibility Rating for United Water New Jersey Water Sources

| EPTDS Number | Source ID | Source Name | Pathogens Rating | Nutrients Rating | Pesticides Rating | VOCs Rating | Inorganics Rating | Radionuclides Rating | Radon Rating | DBPs Rating |
|--------------|-----------|---------------------------------|------------------|------------------|-------------------|-------------|-------------------|----------------------|--------------|-------------|
| 01 | 002 | UPPER SADDLE RIVER WELL #1 | H | H | M | H | H | H | H | H |
| 01 | 003 | UPPER SADDLE RIVER WELL #2 | H | H | M | H | H | H | H | H |
| 06 | 011 | OLD TAPPAN WELL (P) | M | M | L | L | H | M | H | M |
| 07 | 013 | EMERSON WELL #1 (P) | M | M | L | H | H | M | H | M |
| 11 | 011 | WANAQUE SOUTH PUMP STATION (PO) | H | H | L | M | H | L | L | H |
| 11 | 011 | WANAQUE SOUTH PUMP STATION (PA) | H | H | M | M | H | L | L | H |
| 11 | 021 | ORADELL RESERVOIR | H | M | L | M | H | L | L | H |
| 11 | dan | DANNY LANE (P) | H | M | L | L | M | L | L | H |
| 11 | hir | HIRSHFELD (P) | H | M | L | H | H | L | L | H |
| 11 | par | PARAMUS (P) | H | M | L | H | H | L | L | H |

DEFINITIONS

Pathogens: Disease-causing organisms such as bacteria and viruses. Common sources are animal and human fecal wastes.

Nutrients: Compounds, minerals and elements that aid growth, that are both naturally occurring and man-made. Examples include nitrogen and phosphorus.

Volatile Organic Compounds (VOCs): Man-made chemicals used as solvents, degreasers, and gasoline components. Examples include benzene, methyl tertiary butyl ether (MTBE), and vinyl chloride.

Pesticides: Man-made chemicals used to control pests, weeds and fungus. Common sources include land application and manufacturing centers of pesticides. Examples include herbicides such as atrazine, and insecticides such as chlordane.

Inorganics: Mineral-based compounds that are both naturally occurring and man-made. Examples include arsenic, asbestos, copper, lead, and nitrate.

Radionuclides: Radioactive substances that are both naturally occurring and man-made. Examples include radium and uranium.

Radon: Colorless, odorless, cancer-causing gas that occurs naturally in the environment.

Disinfection Byproduct Precursors (DBPs): A common source is naturally occurring organic matter in surface water. Disinfection byproducts are formed when the disinfectants (usually chlorine) used to kill pathogens react with dissolved organic material (for example leaves) present in surface water.

L, M, H: Low, Medium, High, susceptibility

P: Pumped into surface supply.

U: Not in Use/Out of Service

For more information on radon go to:
<http://www.nj.gov/dep/rpp/radon/index.htm>
 or call 800.648.0394.

Drinking Water Quality

Some people may be more vulnerable to contaminants in drinking water than the general population. Immuno-compromised persons, such as persons with cancer undergoing chemotherapy, persons who have undergone organ transplants, people with HIV/AIDS or other immune system disorders, some elderly, and infants can be particularly at risk from infections. These people should seek advice about drinking water from their health care providers. EPA/CDC guidelines on appropriate means to lessen the risk of infections by cryptosporidium and other microbial contaminants are available from the Safe Drinking Water Hotline at 800.426.4791. The table below shows how the quality of your drinking water in 2013 compared to the standards set by the NJDEP.

Primary Standards

Directly related to the safety of drinking water.

| Inorganic Chemicals | MCLG | MCL | Highest* Result | Range of Results | Violation | Likely Source |
|---|-------|------------------------------|--------------------|--------------------------------|-----------|---|
| Antimony ppb | 6 | 6 | 0.651 | ND - 0.651 | No | Discharge from petroleum refineries; fire retardants; electronics; solder |
| Arsenic ppb | 0 | 5 | 2.59 | ND - 2.59 | No | Erosion of natural deposits; runoff from orchards; runoff from glass and electronics production wastes |
| Barium ppm | 2 | 2 | 0.312 | 0.132 - 0.312 | No | Erosion of natural deposits; discharge of drilling wastes; discharge from metal refineries |
| Beryllium ppb | 4 | 4 | 2.27 | 2.21 - 2.27 | No | Discharge from metal refineries and coal-burning factories; discharge from electrical, aerospace, and defense industries |
| Cadmium ppb | 5 | 5 | 0.898 | 0.880 - 0.898 | No | Corrosion of galvanized pipes; erosion of natural deposits; discharge from metal refineries; runoff from waste batteries and paints |
| Chromium ppb | 100 | 100 | 22.9 | 13.3 - 22.9 | No | Erosion of natural deposits; discharge from steel and pulp mills |
| Nickel ppb | NA | 100 [^] | 10.40 | 6.18 - 10.4 | No | Erosion of natural deposits |
| [^] Health Advisory Limit | | | | | | |
| Nitrate as nitrogen ppm | 10 | 10 | 3.73 | 0.01 - 3.73 | No | Runoff from fertilizer use; leaching from septic tanks, sewage; Erosion of natural deposits |
| Nitrite as nitrogen ppm | 1 | 1 | 0.01 | ND - 0.01 | No | Runoff from fertilizer usage; leaching from septic tanks, sewage; erosion of natural deposits |
| Selenium ppb | 50 | 50 | 11.0 | 8.57 - 11.0 | No | Discharge from petroleum and metal refineries; erosion of natural deposits; discharge from mines |
| Copper and Lead | MCLG | AL | 90th Percentile | Samples > AL | Violation | Likely Source |
| Copper ppm | 1.3 | 1.3 | 0.186 | 0 | No | Corrosion of household plumbing |
| Lead ppb | 0 | 15 | 7.2 | 0 | No | Corrosion of household plumbing; erosion of natural deposits |
| Disinfection by-products - Stage 2 | MCLG | MCL | Highest Result | Range of Results | Violation | Likely Source |
| HAA5 ppb | NA | 60 | 17.3 | NA | No | By-product of drinking water disinfection |
| Total THMs ppb | NA | 80 | 41.9 | NA | No | By-product of drinking water disinfection |
| Note: Only one THM and one HAA5 required annually. The Stage 2 compliance result is based on the one annual sample. | | | | | | |
| Disinfectant Residual | MRDLG | MRDL | Highest Result RAA | Range of Results** | Violation | Likely Source |
| Chlorine/Chloramines ppm | 4 | 4.0 | 2.78 | 1.67 - 3.65 | No | Treatment process |
| Note: Disinfectant Residual range of results are site specific. | | | | | | |
| Inorganic Disinfection by-products | MCLG | MCL | Highest Result RAA | Range of Results** | Violation | Likely Source |
| Bromate ppb | 0 | 10 | 2.2 | 1.5 - 3.7 | No | By-product of drinking water disinfection |
| Note: Range of Results are site specific. | | | | | | |
| Organic Chemicals (volatile) | MCLG | MCL | Highest Result | Range of Results | Violation | Likely Source |
| Toluene ppb | 1000 | 1000 | 1.4 | ND - 1.44 | No | Discharge from petroleum factories |
| Turbidity | MCLG | MCL | Level Found | Range of Detections | Violation | Likely Source |
| Turbidity NTU [^] (value plant) | NA | TT=1NTU TT=95% <0.3NTU | 0.15 | 0.04 - 0.15 | No | Soil run-off |
| [^] Turbidity is a measure of cloudiness of the water. We monitor it because it is a good indicator of the effectiveness of our filtration system. | | | | | | |
| TOC Removal Ratio | MCLG | MCL | Lowest Ratio (RAA) | Range of Ratio (Monthly Ratio) | Violation | Likely Source |
| TOC Removal Ratio (RAA) | NA | TT, TOC Removal ratio >1 | 1.10 | 0.93 - 1.34 | No | Naturally present in the environment |

RAA=Running Annual Average

*Highest results are based upon the highest single sample.

**The "Range of Results" represent the lowest and highest detection at the individual sampling sites during the monitoring year.

Definitions

Action Level (AL): The concentration of a contaminant which, if exceeded, triggers treatment or other requirements which a water system must follow.

CU: Color unit.

Maximum Contaminant Level (MCL): The highest level of a contaminant that is allowed in drinking water. MCLs are set as close to the MCLGs as feasible using the best available treatment technology.

Maximum Contaminant Level Goal (MCLG): The level of a contaminant in drinking water below which there is no known or expected risk to health. MCLGs allow for a margin of safety.

Maximum Residual Disinfectant Level (MRDL): The highest level of a disinfectant allowed in drinking water. There is convincing evidence that addition of disinfectant is necessary for control of microbial contaminants.

Maximum Residual Disinfectant Level Goal (MRDLG): The level of a drinking water disinfectant below which there is no known or expected risk to health. MRDLGs do not reflect the benefits of the use of disinfectant to control microbial contamination.

NA: Not applicable.

ND: Not detected.

NJ RUL: New Jersey Recommended Upper Limit

NTU: Nephelometric Turbidity Unit.

ppb Parts per billion: The equivalent of one second in 32 years.

ppm Parts per million: The equivalent of one second in 12 days

pCi/L Picocuries per liter: The equivalent of one second in 32 million years.

Primary Standards: Federal drinking water regulations for substances that are health-related. Water suppliers must meet all primary drinking water standards.

Secondary Standards: Federal drinking water measurements for substances that do not have an impact on health. These reflect aesthetic qualities such as taste, odor and appearance. Secondary standards are recommendations, not mandates.

TON: Threshold Odor Number.

Treatment Technique (TT): A required process intended to reduce the level of a contaminant in drinking water.



Unregulated Substances

For which the EPA requires monitoring.

| Substance (2008, 2009, 2010 Data) | MCLG | MCL | Highest* Result | Range of Results | Violation | Likely Source |
|-----------------------------------|------|-----|-----------------|------------------|-----------|--|
| NDMA ppb | NA | NA | 0.016 | 0.001 - 0.016 | No | Disinfection by-product, chemical synthesis and manufacture of rubber, leather, and plastics |

Note: Unregulated contaminants are those for which the EPA has not established drinking water standards. The purpose of unregulated contaminant monitoring is to assist the EPA and DEP in determining the occurrence of unregulated contaminants in drinking water and whether regulation is warranted.

Secondary Standards

Related to the aesthetic quality of drinking water.

| Substance | NJ RUL | Highest Result* | Range of Results | Likely Source |
|---|---------------|-----------------|------------------|--|
| Alkalinity ppm | NA | 188 | 65 - 188 | Natural Mineral |
| Aluminum ppb [^] | 200 | 229 | ND - 229 | Treatment process |
| Calcium ppm | NA | 74 | 25 - 74 | Natural Mineral |
| Chloride ppm | 250 | 190 | 62 - 190 | Natural mineral, road salt |
| Color CU | 10 | 5 | ND - 5 | Natural mineral and organic matter |
| Corrosivity | Non-corrosive | 0.17 | (-0.21) - 0.17 | Natural Mineral, road salt |
| Hardness (as CaCO ₃) ppm [^] | 250 | 286 | 94 - 286 | Natural mineral |
| Iron ppb | 300 | 137 | ND - 137 | Erosion of natural deposits and oxidation of iron components |
| Manganese ppb | 50 | 38 | ND - 38 | Erosion of natural deposits |
| Odor TON | 3 | 1C | ND - 1C | Naturally occurring, chlorine |
| pH | 6.5-8.5 | 8.38 | 7.13 - 8.38 | Natural mineral, treatment process |
| Sodium ppm# | 50 | 63 | 36 - 97 | Natural mineral, road salt |
| Specific Conductance, umhos | NA | 904 | 380 - 904 | Natural Mineral |
| Sulfate ppm | 250 | 17 | 13 - 17 | Natural mineral |
| Total Dissolved Solids ppm | 500 | 471 | 176 - 471 | Natural mineral |
| Zinc ppm | 5 | 0.08 | ND - 0.08 | Erosion of natural deposits and industrial discharge |

* Highest results are based upon the highest single sample.

United Water was above New Jersey's RUL for sodium. For healthy individuals, the sodium intake from water is not important because a much greater intake of sodium takes place from salt in the diet. However, sodium levels above the RUL may be of concern to individuals on a sodium restricted diet. The "Average Result" and "Highest Result" are based on the Running Annual Average (RAA), due to multiple samples collected for Sodium during 2013. Please see additional sodium information on page 6.

[^] Note on exceedences: Secondary standards are non-mandatory guidelines to assist public water systems in managing their drinking water for aesthetic considerations, such as taste, color and odor. These contaminants are not considered to present a risk to human health.



Saddle River Water Utility
 100 East Allendale Road
 Saddle River, New Jersey 07458
unitedwater.com

This report contains important information about your drinking water.

Este informe contiene información muy importante sobre su agua potable. Tradúzcalo ó hable con alguien que lo entienda bien.

THERE ARE MANY WAYS TO REACH US:



www.unitedwater.com



www.facebook.com/unitedwater



www.twitter.com/unitedwater



www.youtube.com/unitedwatertv



www.flickr.com/unitedwater



blog.unitedwater.com

PWSID # NJ0258001



In keeping with our commitment to the environment, this newsletter was printed on recycled paper.